

# Alpha 3-32 Small Sealed 8x3 Column Array

By Jerry McNutt, Eminence Speaker LLC  
280 Watts. Use above 200 Hz.  
Put drivers as close together as possible.



## Box Properties

--Description--

Name:

Type: Closed Box

Shape: Prism, square

--Box Parameters--

Vb = 0.3 cu.ft

V(total) = 0.321 cu.ft

Qtc = 0.878

QL = 20

F3 = 134.9 Hz

Fill = normal

## Driver Properties

--Description--

Name: Alpha 3-32

Type: Standard one-way driver

Company: Eminence Speaker LLC

Comment: 3" Full Range, 32 Ohm

--Configuration--

**No. of Drivers = 8**

Mounting = Standard

Wiring = Parallel

Drivers sum coherently = Yes

--Mechanical Parameters--

Fs = 117.5 Hz

Qms = 5.87

Vas = 0.98 liters [7.84]

Cms = 0.86 mm/N [0.108]

Mms = 2.15 g [17.2]

Rms = 0.27 kg/s [2.16]

Xmax = 2.6 mm

Xmech = 4 mm

P-Dia = 60.05 mm [169.9]

Sd = 28.58 sq.cm [228.6]

P-Vd = 0.00736 liters [0.0589]

--Electrical Parameters--

Qes = 0.85

Re = 22.43 ohms [2.804]

Le = 0.23 mH [0.0288]

Z = 32 ohms [4]

BL = 6.46 Tm [6.471]

Pe = 35 watts [280]

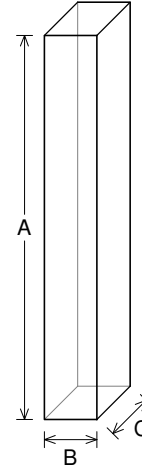
--Electromech. Parameters--

Qts = 0.742

no = 0.18 % [1.441]

1-W SPL = 84.7 dB [93.73]

2.83-V SPL = 80.22 dB [98.29]



--External Dimensions--

A = 36.75 in

B = 5 in

C = 6 in

--Internal Dimensions--

A = 35.25 in

B = 3.5 in

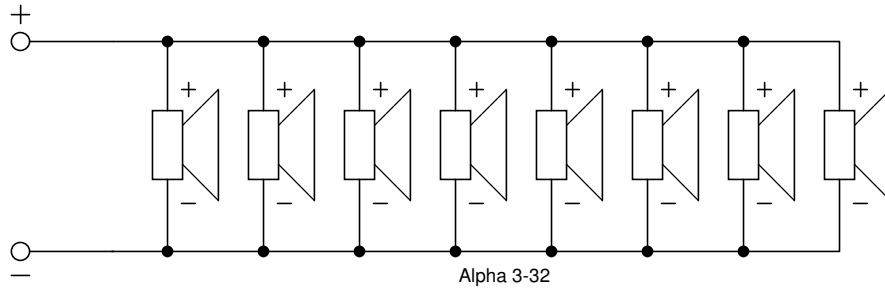
C = 4.5 in

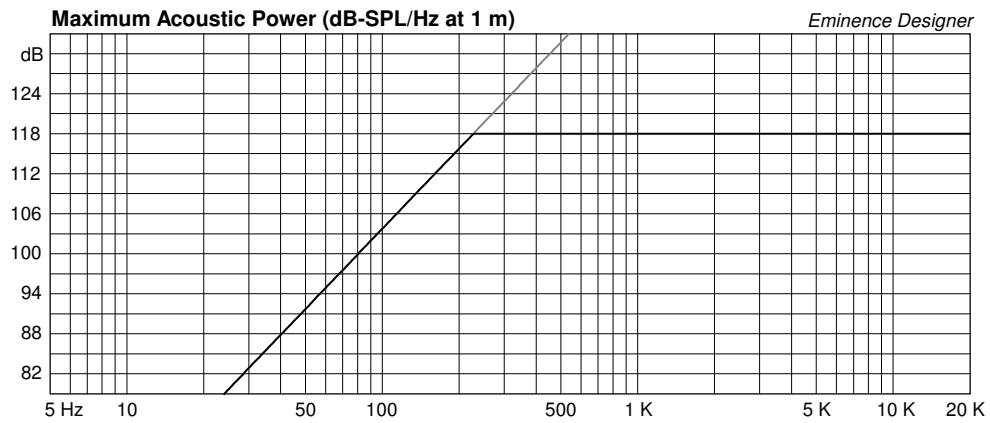
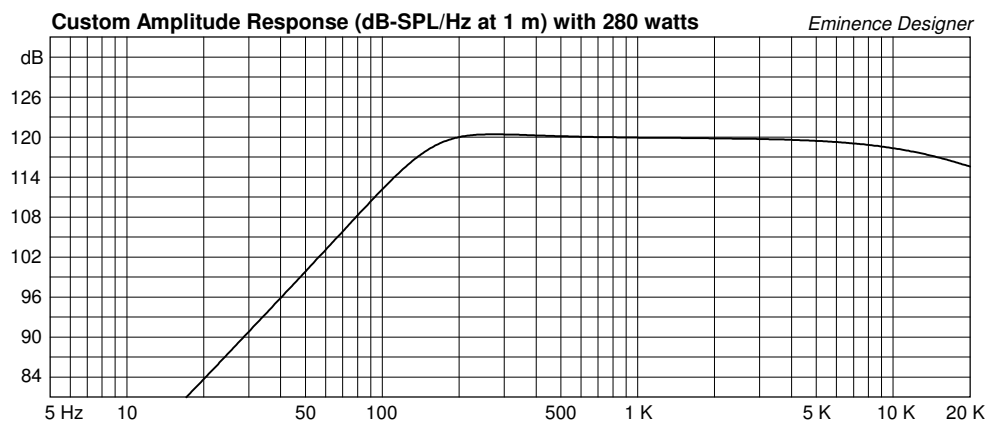
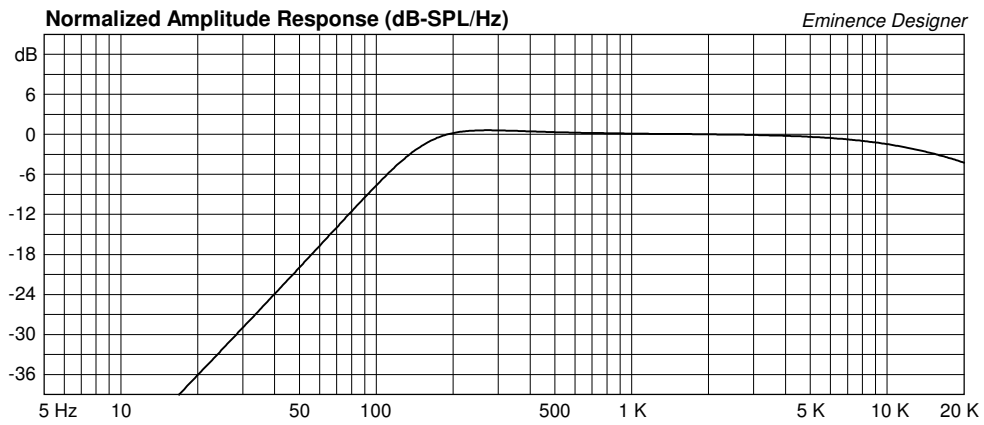
--Wall Thickness--

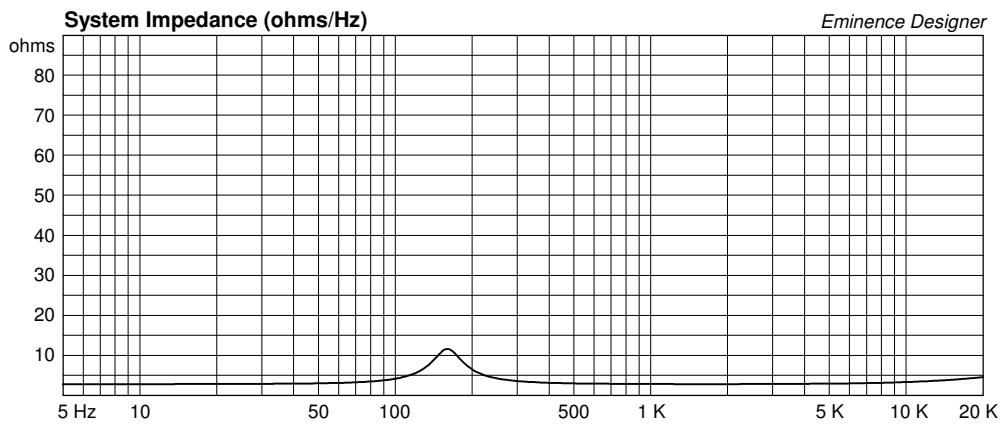
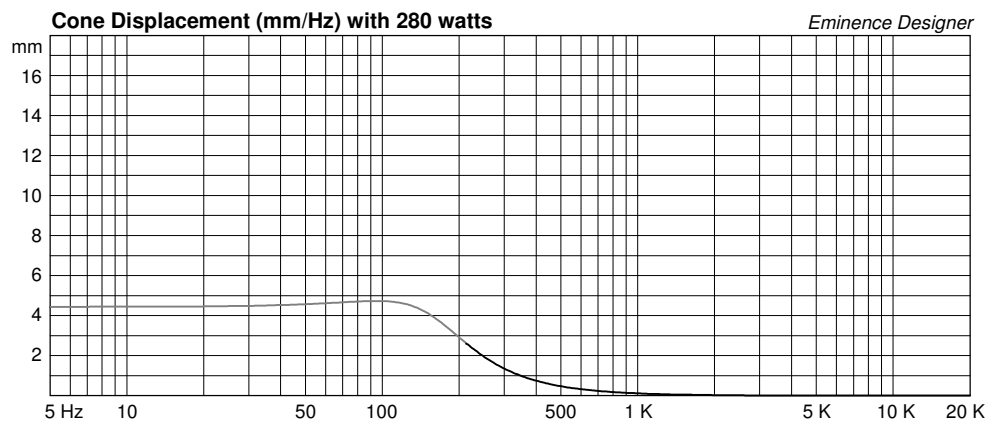
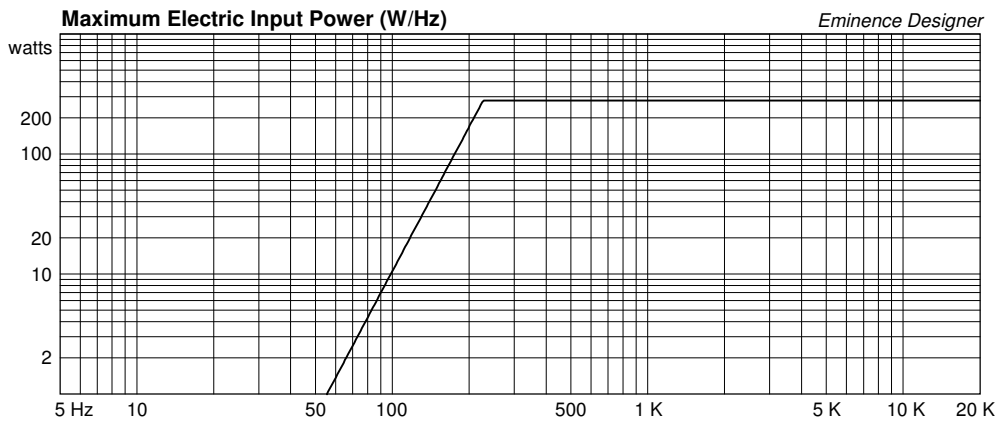
Front = 0.75 in

Side = 0.75 in

### Wiring Diagram







# Alpha 3-32 Vented 8x32 Column Array

By Jerry McNutt, Eminence Speaker LLC

100 Watts. Can be used full range for Vocal Applications. HP at 70 Hz.

Put drivers as close together as possible.



## Box Properties

--Description--

Name:

Type: Vented Box

Shape: Prism, square

--Box Parameters--

Vb = 0.5 cu.ft

V(total) = 0.532 cu.ft

Fb = 110.1 Hz

QL = 7

F3 = 90.78 Hz

Fill = normal

--Vents--

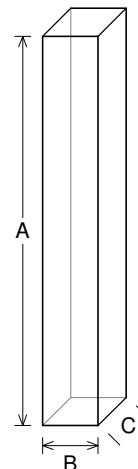
No. of Vents = 2

Vent shape = round

Vent ends = one flush

Dv = 2.75 in

Lv = 2.024 in



--External Dimensions--

A = 44.34 in

B = 6.3 in

C = 6 in

--Internal Dimensions--

A = 42.84 in

B = 4.8 in

C = 4.5 in

--Wall Thickness--

Front = 0.75 in

Side = 0.75 in

## Driver Properties

--Description--

Name: Alpha 3-32

Type: Standard one-way driver

Company: Eminence Speaker LLC

Comment: 3" Full Range, 32 Ohm

--Configuration--

**No. of Drivers = 8**

Mounting = Standard

Wiring = Parallel

Drivers sum coherently = Yes

--Mechanical Parameters--

Fs = 117.5 Hz

Qms = 5.87

Vas = 0.98 liters [7.84]

Cms = 0.86 mm/N [0.108]

Mms = 2.15 g [17.2]

Rms = 0.27 kg/s [2.16]

Xmax = 2.6 mm

Xmech = 4 mm

P-Dia = 60.05 mm [169.9]

Sd = 28.58 sq.cm [228.6]

P-Vd = 0.00736 liters [0.0589]

--Electrical Parameters--

Qes = 0.85

Re = 22.43 ohms [2.804]

Le = 0.23 mH [0.0288]

Z = 32 ohms [4]

BL = 6.46 Tm [6.471]

Pe = 35 watts [280]

--Electromech. Parameters--

Qts = 0.742

no = 0.18 % [1.441]

1-W SPL = 84.7 dB [93.73]

2.83-V SPL = 80.22 dB [98.29]

### Wiring Diagram

