

Kappa15LF Larger Sub Woofer Cabinet, Med Pwr, Very Low F3

By McJerry, Eminence Speaker LLC

Displacement limited to 250 watts. Must use a 24 dB per octave high pass filter set to 35 Hz or higher to protect driver from overexcursion. Place ports symetically around driver. Low power design. Deep Bass.

Box Properties

--Description--

Name:

Type: Vented Box

Shape: Prism, square (optimum)

--Box Parameters--

Vb = 6.512 cu.ft

V(total) = 6.875 cu.ft

Fb = 42 Hz

QL = 7

F3 = 38.46 Hz

Fill = minimal

--Vents--

No. of Vents = 4

Vent shape = round

Vent ends = one flush

Dv = 4 in

Lv = 6.609 in

Driver Properties

--Description--

Name: Kappa-15LF

Type: Standard one-way driver

Company: Eminence Speaker LLC

Comment: Revised NOV 2005

Piston: Paper cone.

Suspension: Cloth surround.

Dust Cap: Solid paper dust cap.

Frame: Pressed steel basket.

Voice Coil: 3 inch (76.2 mm) copper.

Magnet: 95 oz ferrite magnet.

--Configuration--

No. of Drivers = 1

--Driver Parameters--

Fs = 39 Hz

Qms = 6.08

Vas = 159 liters

Xmax = 5.5 mm

Sd = 856.3 sq.cm

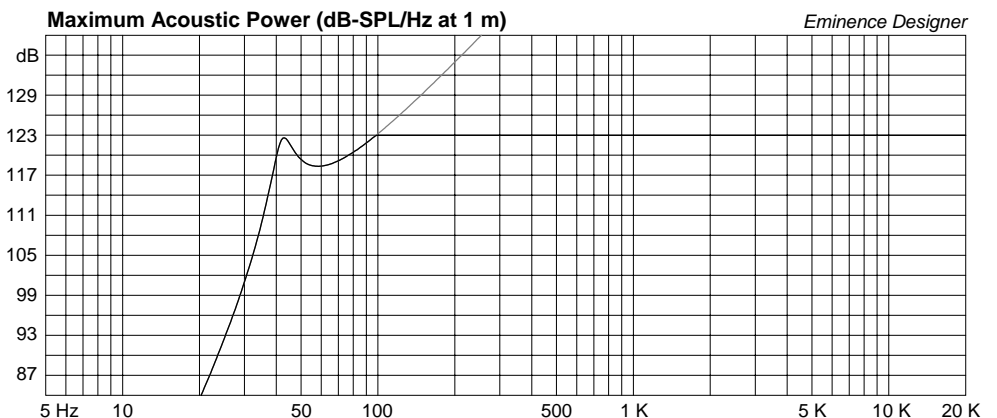
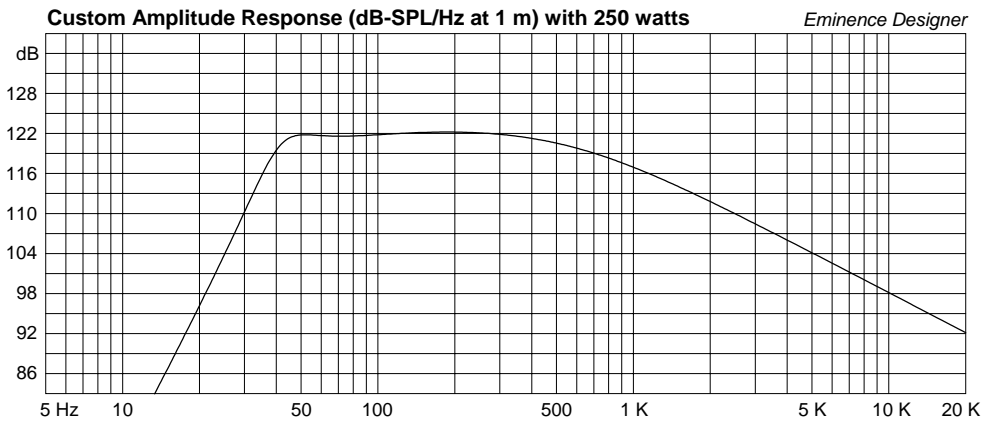
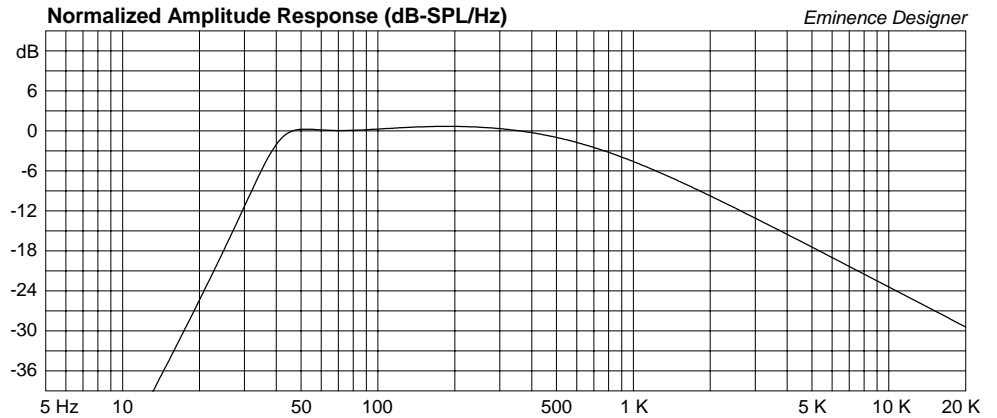
Qes = 0.41

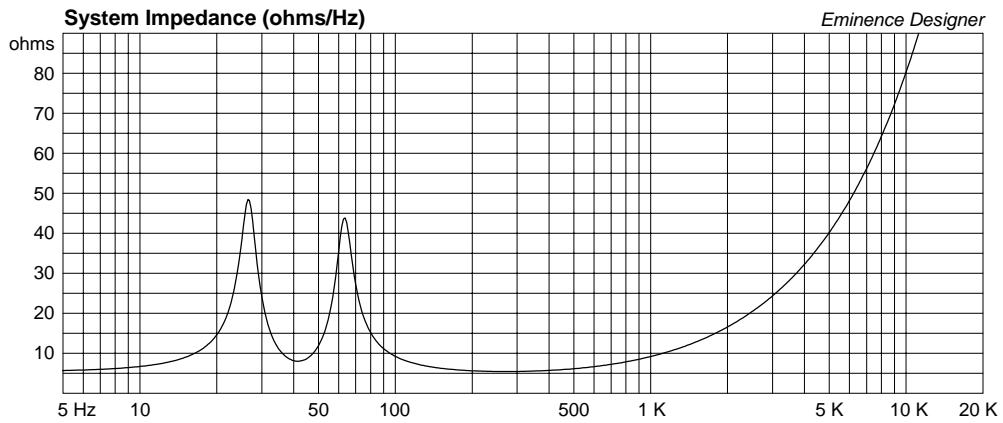
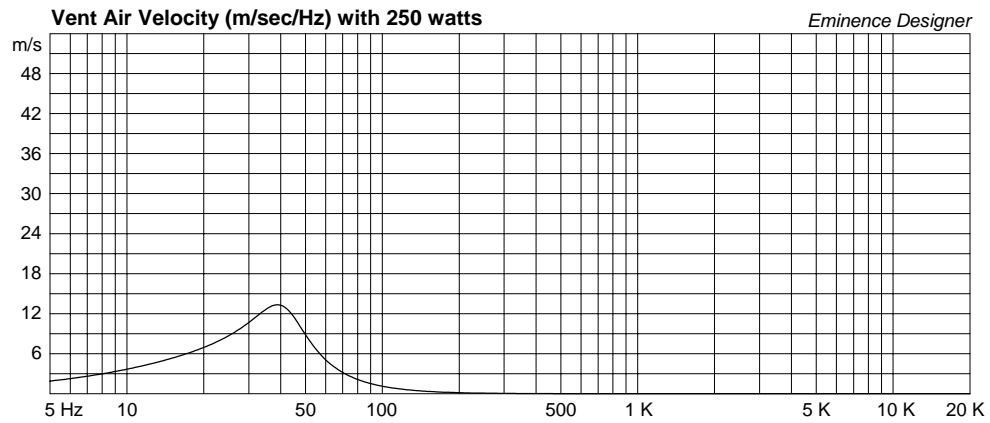
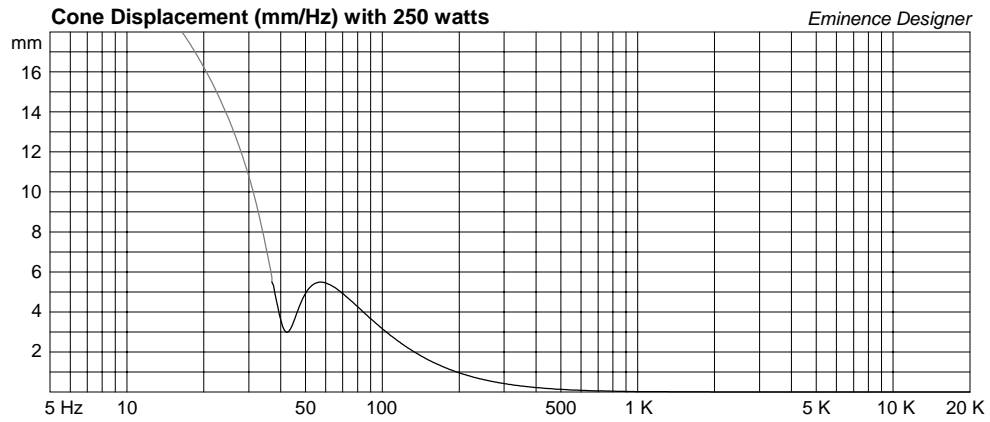
Re = 5.4 ohms

Le = 1.27 mH

Z = 8 ohms

Pe = 600 watts





Kappa15LF Med Vented Sub Box, Med Power and Low Fs

By McJerry, Eminence Speaker LLC

Displacement limited to 300 watts. Must use a 24 dB per octave high pass filter set to 40 Hz or higher to protect driver from overexcursion. Place ports symetically around driver.

Box Properties

--Description--

Name:

Type: Vented Box

Shape: Prism, square (optimum)

--Box Parameters--

Vb = 4 cu.ft

V(total) = 4.252 cu.ft

Fb = 45 Hz

QL = 7

F3 = 44.98 Hz

Fill = minimal

--Vents--

No. of Vents = 4

Vent shape = round

Vent ends = one flush

Dv = 3 in

Lv = 5.542 in

Driver Properties

--Description--

Name: Kappa-15LF

Type: Standard one-way driver

Company: Eminence Speaker LLC

Comment: Revised NOV 2005

Piston: Paper cone.

Suspension: Cloth surround.

Dust Cap: Solid paper dust cap.

Frame: Pressed steel basket.

Voice Coil: 3 inch (76.2 mm) copper.

Magnet: 95 oz ferrite magnet.

--Configuration--

No. of Drivers = 1

--Driver Parameters--

Fs = 39 Hz

Qms = 6.08

Vas = 159 liters

Xmax = 5.5 mm

Sd = 856.3 sq.cm

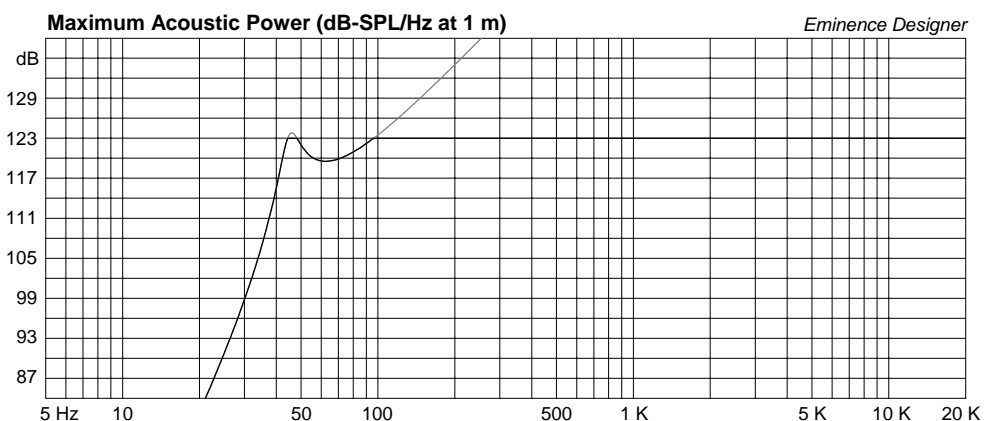
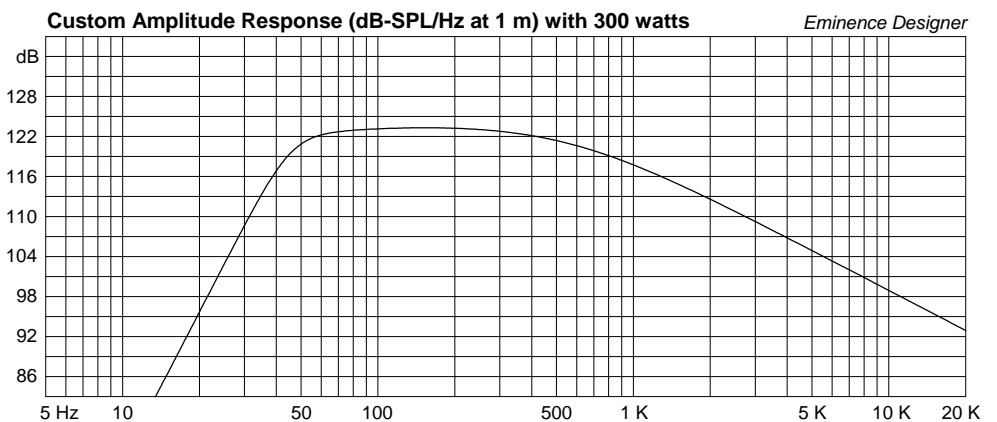
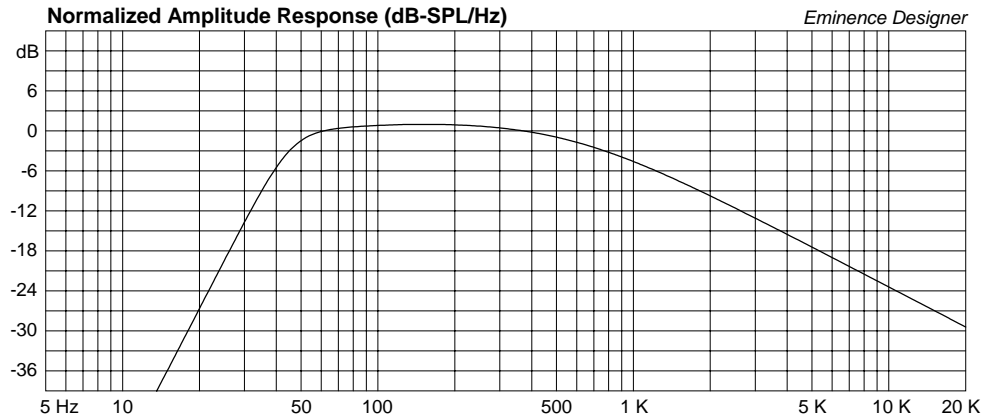
Qes = 0.41

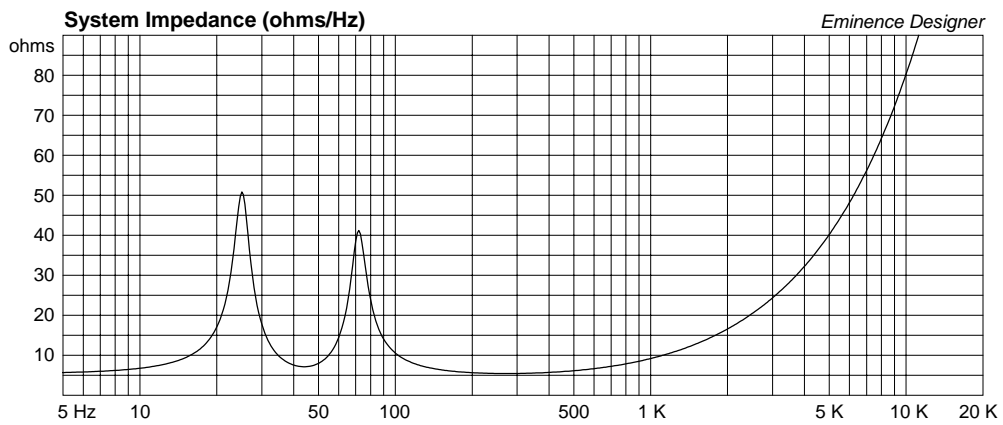
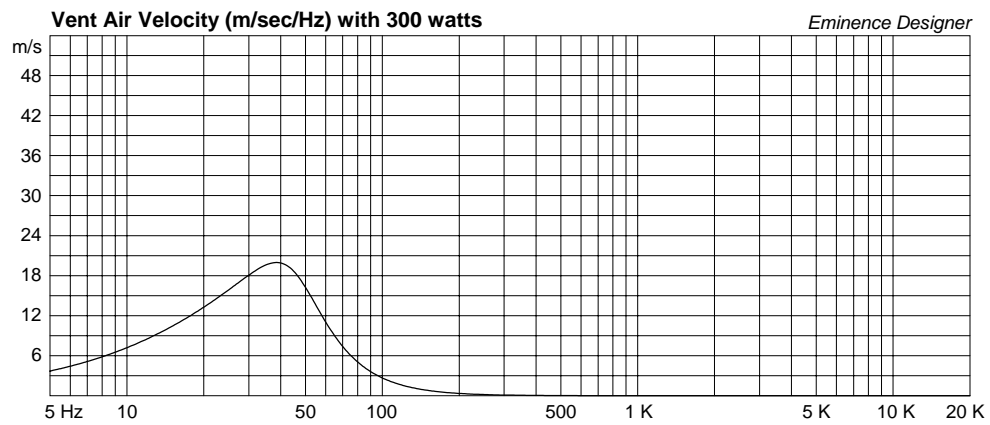
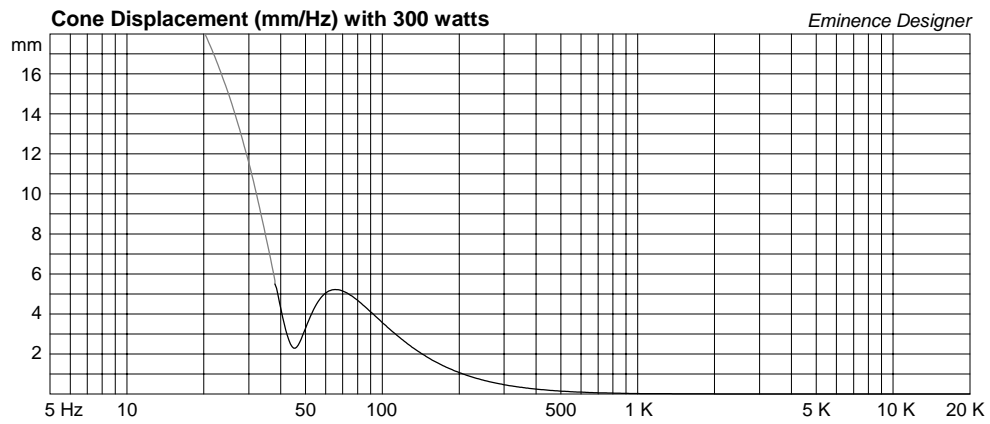
Re = 5.4 ohms

Le = 1.27 mH

Z = 8 ohms

Pe = 600 watts





Kappa15LF Small Mid/Bass Vented Box Cabinet, Hi Pwr.

By McJerry, Eminence Speaker LLC

Displacement and thermally limited to 600 watts. Must use a 24 dB per octave high pass filter set to 80 Hz or higher to protect driver from overexcursion. Place ports symetically around driver. Great for highpower, Mid/Bass use.

Box Properties

--Description--

Name:

Type: Vented Box

Shape: Prism, square (optimum)

--Box Parameters--

Vb = 2 cu.ft

V(total) = 2.2 cu.ft

Fb = 75 Hz

QL = 7

F3 = 66.38 Hz

Fill = minimal

--Vents--

No. of Vents = 4

Vent shape = round

Vent ends = one flush

Dv = 3 in

Lv = 2.802 in

Driver Properties

--Description--

Name: Kappa-15LF

Type: Standard one-way driver

Company: Eminence Speaker LLC

Comment: Revised NOV 2005

Piston: Paper cone.

Suspension: Cloth surround.

Dust Cap: Solid paper dust cap.

Frame: Pressed steel basket.

Voice Coil: 3 inch (76.2 mm) copper.

Magnet: 95 oz ferrite magnet.

--Configuration--

No. of Drivers = 1

--Driver Parameters--

Fs = 39 Hz

Qms = 6.08

Vas = 159 liters

Xmax = 5.5 mm

Sd = 856.3 sq.cm

Qes = 0.41

Re = 5.4 ohms

Le = 1.27 mH

Z = 8 ohms

Pe = 600 watts

